

GoalsGetter  
KiwiSaver  
Scheme

## GoalsGetter Nikko AM Conservative Fund

Fund Update



### What is the purpose of this update?

This document tells you how the GoalsGetter Nikko AM Conservative Fund has performed and what fees were charged. The document will help you to compare the fund with other funds. Nikko AM NZ prepared this update in accordance with the Financial Markets Conduct Act 2013. This information is not audited and may be updated.

### Description of this fund

The Fund aims to achieve a return which exceeds the benchmark return by 1.00% p.a. over a rolling three-year period before fees, expenses and taxes. The Fund invests across a range of actively managed funds to create a diversified portfolio with a focus on lower risk assets.

Total value of the fund	\$1,944,279
Number of investors in the fund	60
The date the fund started	3 April 2018

### What are the risks of investing?

#### Risk indicator for GoalsGetter Nikko AM Conservative Fund



The risk indicator is rated from 1 (low) to 7 (high). The rating reflects how much the value of the fund's assets goes up and down. A higher risk generally means higher potential returns over time, but more ups and downs along the way.

To help you clarify your own attitude to risk, you can seek financial advice or work out your risk profile at [www.sorted.org.nz/tools/investor-kickstarter](http://www.sorted.org.nz/tools/investor-kickstarter).

Note that even the lowest category does not mean a risk-free investment, and there are other risks that are not captured by this rating.

This risk indicator is not a guarantee of a fund's future performance. The risk indicator is based on the returns data for the five-year period to September 2024. While risk indicators are usually relatively stable, they do shift from time to time. The risk indicator will continue to be updated in future fund updates. See the product disclosure statement (PDS) for more information about the risks associated with investing in this fund.

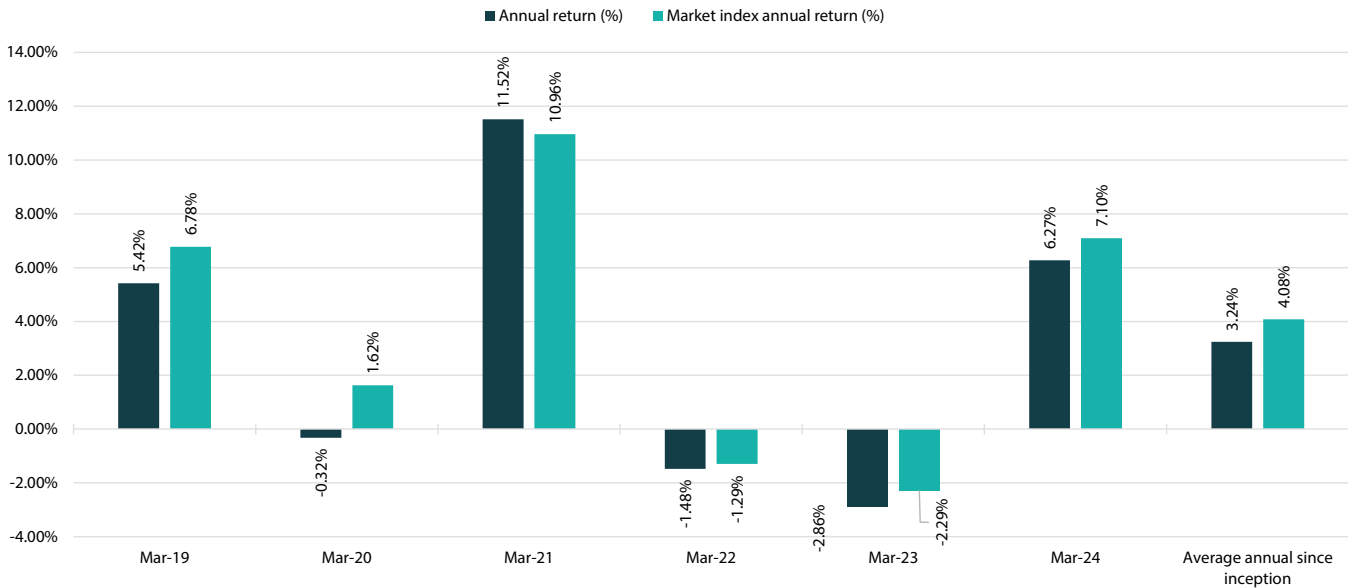
## How has the fund performed?

	Average over past 5 years	Past year
Annual return (after deductions for charges and tax)	2.23%	9.89%
Annual return (after deductions for charges but before tax)	2.71%	12.47%
Composite of market index annual return and peer group indices annual return (reflects some deductions for charges and no deductions for tax)	2.87%	11.62%

Nikko AM is relying on the Financial Markets Conduct (Market Index) Exemption Notice 2024 and have created a composite index in order to calculate the market index annual return. The Manager believes the use of a composite benchmark for these funds would be useful to investors in assessing the performance of the fund as a whole. The composite market index for each fund is made up of the index of the underlying sector funds (where an AMI or PGI is available) multiplied by the respective target investment mix. Some of the underlying sector fund index returns include imputation credits. The fund returns include imputation credits.

Additional information is available on the officer register at <https://disclose-register.companiesoffice.govt.nz/>.

## Annual return graph<sup>1</sup>



This shows the return after fund charges and tax for each year ending 31 March since the fund started. The last bar shows the average annual return since the fund started, up to 30 September 2024.

**Important:** This does not tell you how the fund will perform in the future.

Returns in this update are after tax at the highest prescribed investor rate (PIR) of tax for an individual New Zealand resident. Your tax may be lower.

## What fees are investors charged?

Investors in the Conservative Fund are charged fund charges. In the year to 31 March 2024, these were (inclusive of GST where applicable):

	<b>% of net asset value</b>
<b>Total fund charges</b>	<b>0.70%</b>
Which are made up of:	
<b>Total management and administration charges</b>	<b>0.70%</b>
Including:	
Manager's basic fee	0.68%
Other management and administration charges	0.02%
<b>Total performance-based fees</b>	<b>0.00%</b>
<b>Other charges</b>	\$ amount per investor
Annual membership fee	\$30 per annum

On 6 May 2024, the Manager's fee for the fund was increased by 0.20%. The total fund charges are now 0.90%.

Investors may also be charged individual action fees for specific actions or decisions (for example, for withdrawing from or switching funds). See the GoalsGetter KiwiSaver Scheme – Diversified Funds PDS for more information about those fees.

## Example of how this applies to an investor

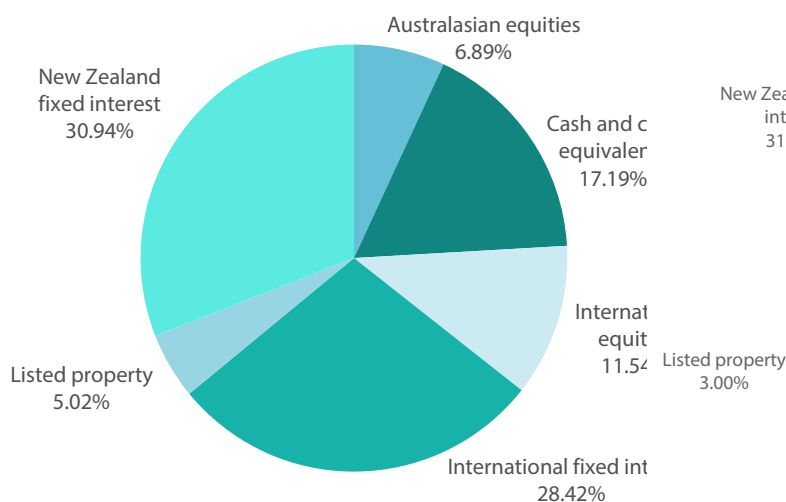
Small differences in fees and charges can have a big impact on your investment over the long term.

Simon had \$10,000 in the fund at the start of the year and did not make any further contributions. At the end of the year, Simon received a return after fund charges were deducted of \$1,247 (that is 12.47% of his initial \$10,000). Simon also paid \$30 in other charges. This gives Simon a total return after tax of \$959 for the year.<sup>2</sup>

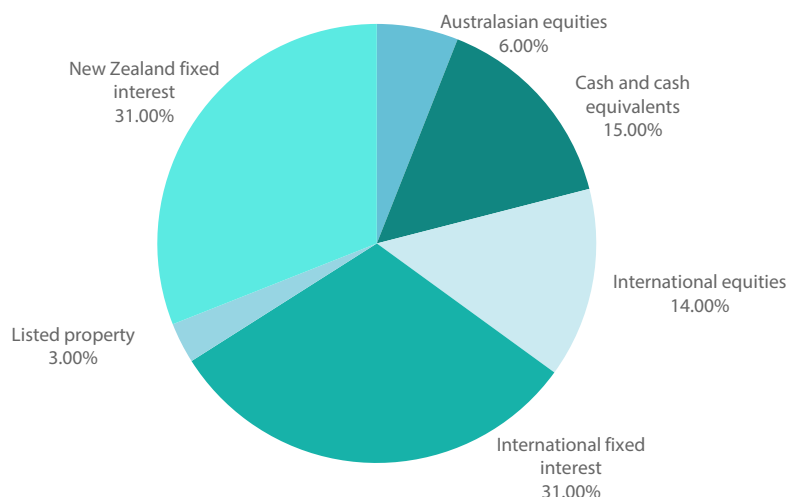
## What does the fund invest in?

This shows the types of assets that the fund invests in.

### Actual investment mix



### Target investment mix<sup>3</sup>



## Top 10 investments

Name	Type	Country	Credit rating (if debt securities)	Percentage of fund's net asset value
1 JPM Global Select Equity Fund	Other – interest in a diversified fund	Luxembourg		3.55%
2 NZD BNP Paribas A/C	Cash and cash equivalents	New Zealand	AA-	3.16%
3 NZ Government 2.75% 15/04/2037	New Zealand fixed interest	New Zealand	AAA	2.27%
4 NZ Government 150534 4.25 Gb	New Zealand fixed interest	New Zealand	AAA	1.99%
5 Japan Government 111124 0.00 Gb	Cash and cash equivalents	Japan	A+	1.89%
6 USD BNP Paribas A/C	Cash and cash equivalents	United States	A+	1.68%
7 Japan Government 251124 0.00 Gb	Cash and cash equivalents	Japan	A+	1.55%
8 NZ Government 150541 1.75 GB	New Zealand fixed interest	New Zealand	AAA	1.37%
9 Housing NZ 1.534% 10/09/2035	New Zealand fixed interest	New Zealand	AAA	1.14%
10 France Government 231024 0.00 Gb	Cash and cash equivalents	France	AA	1.06%

The total value of the top 10 investments makes up 19.66% of the net asset value of the fund.

There is currency exposure on international assets in the fund as only a portion of this is hedged. Currently the fund's foreign currency exposure is 6.70%.

For underlying funds that the Fund invests in which use currency hedging, foreign currency exchange contracts are used to mitigate currency risk. However, it is not possible to fully mitigate all currency risks, and therefore the currency hedging in place may not fully replicate the currency exposure of your investments. It should be noted the allocation to funds which currency hedge their assets comprises the value of the underlying assets and the value of the currency hedges. Accordingly, as the value of currency hedges change the exposure to underlying assets will be less than or greater than the disclosed allocation.

For more information on currency exposure please refer to the Statement of Investment Policy and Objectives (SIPO) which can be found on the Disclose register at <https://disclose-register.companiesoffice.govt.nz/>.

## Key personnel

Name	Current position	Time in current position	Previous or other current position	Time in previous or other current position
1 Alan Clarke	Portfolio Manager, Diversified Funds & External Managers and member of the Investment Committee	1 year and 0 months	Co-Head of Diversified Portfolio Management – ANZ Investments	3 years and 8 months
2 Stuart Williams	Managing Director and Chair of Investment Committee	1 year and 6 months	Head of Equities – Nikko Asset Management New Zealand Limited	8 years and 7 months

## Further information

You can also obtain this information, the PDS' for the GoalsGetter KiwiSaver Scheme, and some additional information from the offer register at <https://disclose-register.companiesoffice.govt.nz/>.

## Notes

<sup>1</sup> The bar chart shows fund returns after the deduction of fees and taxes, however, the market index returns are shown before any fees or taxes are deducted.

<sup>2</sup> For the purpose of this example, the start of the year is 1 October 2023.

<sup>3</sup> All investments in this fund update are described in New Zealand dollars.