


Nikko AM NZ Investment Scheme

# NIKKO AM GLOBAL BOND FUND

## Fund Update



### What is the purpose of this update?

This document tells you how the Nikko AM Global Bond Fund has performed and what fees were charged. The document will help you to compare the fund with other funds. Nikko AM NZ prepared this update in accordance with the Financial Markets Conduct Act 2013. This information is not audited and may be updated.

### Description of this fund

The fund aims to outperform the Bloomberg Global Aggregate Index, hedged 100% to the New Zealand Dollar, by 1.00% p.a. over a rolling three year period before fees, expenses and taxes. The fund aims to provide investors with regular income by constructing an actively managed investment portfolio of investments with the potential for capital gain from global fixed interest markets.

Total value of the fund	\$256,527,559
The date the fund started	13 December 2013

### What are the risks of investing?

#### Risk indicator for Nikko AM Global Bond Fund



The risk indicator is rated from 1 (low) to 7 (high). The rating reflects how much the value of the fund's assets goes up and down. A higher risk generally means higher potential returns over time, but more ups and downs along the way.

To help you clarify your own attitude to risk, you can seek financial advice or work out your risk profile at [www.sorted.org.nz/tools/investor-kickstarter](http://www.sorted.org.nz/tools/investor-kickstarter).

Note that even the lowest category does not mean a risk-free investment, and there are other risks that are not captured by this rating.

This risk indicator is not a guarantee of a fund's future performance. The risk indicator is based on the returns data for the five-year period to 30 September 2024. While risk indicators are usually relatively stable, they do shift from time to time. The risk indicator will continue to be updated in future fund updates.

See the product disclosure statement (PDS) for more information about the risks associated with investing in this fund.

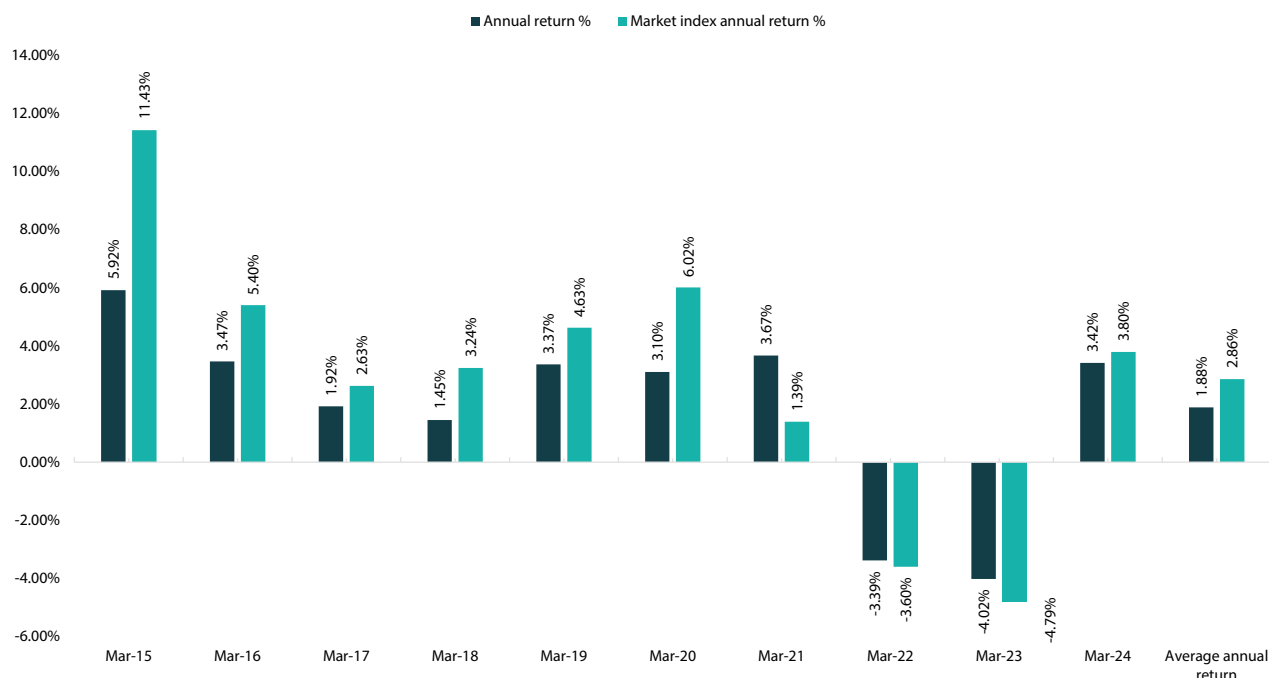
## How has the fund performed?

	Average over past 5 years	Past year
Annual return <i>(after deductions for charges and tax)</i>	0.40%	8.32%
Annual return <i>(after deductions for charges but before tax)</i>	0.56%	11.68%
Market index annual return <i>(reflects no deduction for charges and tax)</i>	0.29%	10.20%

The market index on which the annual return is based is the Bloomberg Barclays Global Aggregate Index, hedged to New Zealand Dollars.

Additional information about the market index is available on the offer register at <https://disclose-register.companiesoffice.govt.nz/>.

## Annual return graph<sup>1</sup>



This shows the return after fund charges and tax for each year ending 31 March since the fund started. The last bar shows the average annual return for the last 10 years, up to 30 September 2024.

**Important:** This does not tell you how the fund will perform in the future.

Returns in this update are after tax at the highest prescribed investor rate (PIR) of tax for an individual New Zealand resident. Your tax may be lower.

## What fees are investors charged?

Investors in the Nikko AM Global Bond Fund are charged fund charges. In the year to 31 March 2024, these were (inclusive of GST where applicable):

	<b>% of net asset value</b>
<b>Total fund charges</b>	<b>0.80%</b>
Which are made up of:	
<b>Total management and administration charges</b>	<b>0.80%</b>
Including:	
Manager's basic fee	0.80%
Other management and administration charges	0.00%
<b>Total performance-based fees</b>	<b>0.00%</b>

Investors may also be charged individual action fees for specific actions or decisions (for example, for withdrawing from or switching funds).

See the Nikko AM Cash and Fixed Interest Funds PDS for more information about fees.

## Example of how this applies to an investor

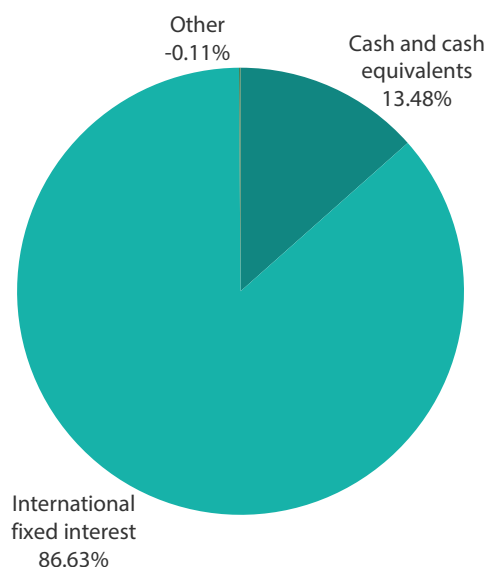
Small differences in fees and charges can have a big impact on your investment over the long term.

Simon had \$10,000 in the fund at the start of the year and did not make any further contributions. At the end of the year, Simon received a return after fund charges were deducted of \$1,168 (that is 11.68% of his initial \$10,000). Simon also paid no other charges. This gives Simon a total return after tax of \$832 for the year.<sup>2</sup>

## What does the fund invest in?

This shows the types of assets that the fund invests in.

### Actual investment mix



### Target investment mix<sup>3</sup>

International fixed interest and cash and cash equivalents	100%
--	------

## Top 10 investments

Name	Type	Country	Credit rating (if debt securities)	Percentage of fund's net asset value
1 Japan Government 111124 0.00 Gb	Cash and cash equivalents	Japan	A+	6.64%
2 USD BNP Paribas A/C	Cash and cash equivalents	United States	A+	5.50%
3 Japan Government 251124 0.00 Gb	Cash and cash equivalents	Japan	A+	5.45%
4 France Government 231024 0.00 Gb	Cash and cash equivalents	France	AA	3.71%
5 Fnma 30Yr Conventional 151046 0.0 Tba	International fixed interest	United States	AAA	3.01%
6 Federal National Mortgage Association 151046	International fixed interest	United States	AAA	2.22%
7 Federal National Mortgage Association 151043	International fixed interest	United States	AAA	1.95%
8 Federal National Mortgage Association 151043	International fixed interest	United States	AAA	1.62%
9 Govt National Mortgage Association 011054	International fixed interest	United States	AAA	1.61%
10 Japan Government Of 200634 1.10 Gb	International fixed interest	Japan	A+	1.46%

The total value of the top 10 investments makes up 33.17% of the net asset value of the fund.

Currency hedging is material to the fund. As at 30 September 2024, the value of all hedges totalled 1.86% of the fund's net asset value.

All investments will be hedged to New Zealand dollars within an operational range of 98.5% - 101.5%.

The underlying fund that the Nikko AM Global Bond Fund invests in, uses foreign currency exchange contracts to mitigate currency risk. It is not possible to fully mitigate all currency risks, and therefore the currency hedging in place may not fully replicate the currency exposure of your investments. In addition, changes in the value of currency hedges will result in exposure to global bonds being less than or greater than the value of fund.

## Key personnel

	<b>Name</b>	<b>Current position</b>	<b>Time in current position</b>	<b>Previous or other current position</b>	<b>Time in previous or other current position</b>
1	Alan Clarke	Portfolio Manager, Diversified Funds & External Managers and member of the Investment Committee	1 year and 0 months	Co-Head of Diversified Portfolio Management – ANZ Investments	3 years and 8 months
2	Stuart Williams	Managing Director and Chair of Investment Committee	1 year and 6 months	Head of Equities – Nikko Asset Management New Zealand Limited	8 years and 7 months

## Further information

You can also obtain this information, the PDS for the Nikko AM Cash and Fixed Interest Funds, and some additional information from the offer register at <https://disclose-register.companiesoffice.govt.nz/>.

## Notes

<sup>1</sup> The bar chart shows fund returns after the deduction of fees and taxes, however, the market index returns are shown before any fees or taxes are deducted.

<sup>2</sup> For the purpose of this example, the start of the year is 1 October 2023.

<sup>3</sup> All investments in this fund update are described in New Zealand dollars.